




EAE Automotive Equipment Company Limited

Manufacturing Facility: 1089 North Yunlian Rd.wujang Edz, Suzhou, China | Web: www.eae-ae.com



Toll Free Call: 400 9911 109 | E-mail: sales@eae-ae.com



2019 GENERAL CATALOGUE

CLEAR FLOOR TWO POST LIFT SERIES



C9 is single piece column
One side safety locks release



One side safety locks release

9000lbs./10000lbs./12000lbs.
EE-C9/EE-C10/EE-C12

9000lbs./10000lbs./12000lbs.
EE-F9/F10/F12

MODEL NO.	EE-C9	EE-C10	EE-C12	EE-F9	EE-F10	EE-F12
Lifting capacity	9000lbs.	10000lbs.	12000lbs.	9000lbs.	10000lbs.	12000lbs.
Max lifting height	70 7/8"	70 7/8"	74 3/4"	74 3/4"	74 3/4"	74 3/4"
Min height	3 3/4"	3 3/4"	3 15/16"	3 9/16"	3 9/16"	3 15/16"
Lifting time	55S	55S	55S	45S-55S	45S-55S	45S-55S
Capacity of motor	2.2kW(3hp)	2.2kW(3hp)	2.2kW(3hp)	2.2kW(3hp)	2.2kW(3hp)	2.2kW(3hp)
Rated oil pressure	2610psi	18MPa	21MPa	18MPa	22MPa	23MPa
Drive through	100 11/16"	107 5/16"	119 1/2"	100 11/16"	100 11/16"	118 3/8"
Overall Height	141 1/2"	141 1/2"	175 1/4"	111 5/16"	111 5/16"	111 5/8"
Electricity supply	According To Customer Needs					

* Technical data and composition presented in this catalogue may vary. Pictures reproduced are only indicative.

SPECIAL ADAPTORS AND PADS



Universal Application



Sprinter(NCV3)
With Prism For Rear Pick-up Point



Off-road Vehicles And
Commercial Vans



MB Off-road Vehicles GW
460/463, MB100etc



For Vehicle Chassis
With _n_Shape Pick Up Position



For SUV,4x4, Off-road Vehicles.



Commercial Vans at Vehicles
Frames-The U-Profile Locks The Vehicle



Sprinter(NCV3) With Positioning
Pin For Front Pick-up Point



75mm
Casting Height Adapter



Wheel support adapter



Quick Motor



LED light



Air connector

FOUR POST LIFT SERIES



10000lbs.

EE-4S For general service

- 192 15/16" long platform
- 72 13/16" lifting height
- Single point operation with manual or pneumatic release for the mechanical safety locking unit.

10000lbs.

EE-6445P Parking lift

- 77 9/16" lifting height
- 192 15/16" longer runways
- Standard oil drip pan and jack tray



7000lbs.

EE-64P2 Parking lift

- It is much more space saving, less investment and easier maintenance because of the unique design that two parking lifts share one power unit

MODEL NO.	EE-4S	EE-6445P	EE-64P2
Lifting capacity	10000lbs.	10000lbs.	7000lbs.
Full Rise	77 9/16"	77 9/16"	72 13/16"
Min height	5 1/2"	5 1/2"	5 5/16"
Post height	97 5/16"	97 5/16"	83 9/16"
Width between columns	112 3/16"	112 3/16"	94 1/2"
Weight	2690lbs.	2776lbs.	1653lbs.
Lifting time	70S	70S	70S
Capacity of motor	2.2kW(3hp)	2.2kW(3hp)	2.2kW(3hp)
Electricity supply	According To Customer Needs		

* Technical data and composition presented in this catalogue may vary. Pictures reproduced are only indicative.

LONG PLATFORM SCISSOR LIFT SREIES



15000lbs.
EE-HX6BWF

- 213 9/16" long platform
- S, B, BWF Type platforms
- Infrared synchronization system



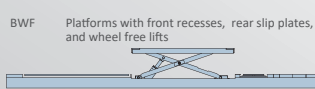
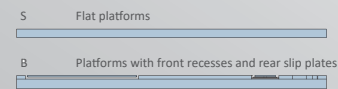
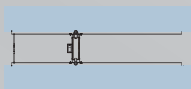
10000lbs./12000lbs.

- 200 13/16" Max. platform length
- All Versions of platforms available: S, B, BWF
- In-ground installation
- Infrared synchronization system
- Optional automatic levelling system

EE-6603B

EE-6603BWF

C Type (Reserved tracks optional rolling jacks.)




MODEL NO.	EE-HX6	EE-6603
Lifting capacity	15000lbs.	10000lbs./12000lbs.
Max lifting height	82 11/16"	81 1/8"
Min height	14 15/16"	14 3/16"
Lifting time	50S	50S
Capacity of motor	2.2kWx2(3hpx2)	3kW(4.1hp)
Air supply	87-116psi	87-116psi
Platform width	29 1/2"	24"
Weight	10000lbs.	6900lbs.

Electricity supply According To Customer Needs

* Technical data and composition presented in this catalogue may vary. Pictures reproduced are only indicative.

ROLLING JACKS SERIES

7000lbs.
EE-RJ6



7000lbs.
EE-CJ



MAIN FEATURES

- Durable and compact scissor carrying structure
- Adjustable width between support wheels to fit different widths between runways
- Holder-pads extension for various wheelbases
- With manual release mechanical safety locking unit
- Steel-made driving rolls with ball-bearings move easily and smoothly on the track
- Manual or pneumatic drive



Model NO.	EE-RJ6		EE-CJ	
Type	Manual Pump	Air Pump	Manual Pump	Air Pump
Lifting capacity	7000lbs.	7000lbs.	7000lbs.	7000lbs.
Max stroke	12 3/16"	12 3/16"	17 11/16"	17 11/16"
Initial height	9 5/8"	9 5/8"	9 1/16"	9 1/16"
Platform width	32 5/16"-44 1/8"	32 5/16"-44 1/8"	31 11/16"-47 1/4"	31 11/16"-47 1/4"
Width between adapters	30 11/16"- 59 1/16"	30 11/16"- 59 1/16"	31 1/2"- 59 1/16"	31 1/2"- 59 1/16"
Support beam	Three stage	Three stage	Two stage	Two stage
Air supply	/	87-116psi	/	87-116psi
Rated oil pressure	23Mpa	23Mpa	24Mpa	24Mpa
Weight	380lbs.	380lbs.	350lbs.	350lbs.

* Technical data and composition presented in this catalogue may vary. Pictures reproduced are only indicative.



SHORT PLATFORM SCISSOR LIFT SERIES

8000lbs.



EE-MR35 | MID RISE

- Starting-Up plate for easy raising from low point
- 4 5/16" drive-on height
- Mobile on fixed mount design

10000lbs.

EE-65A.40T | FULL RISE

- 76" Max. Lifting Height
- 5 1/8" Drive-on Height



9000lbs.

EE-6503V2 | FULL RISE

- Extendable platform
- Infrared synchronization system
- Optional automatic leveling system



6600lbs.

EE-TS6600 | MID RISE

- Easy to move
- Manual safety lock release



7000lbs.

EE-6501V2 | FULL RISE

- 4 5/16" drive-on height
- Infrared synchronization system



MODEL NO.	EE-65A.40T	EE-6501V2	EE-6503V2	EE-MR35	EE-TS6600
Lifting capacity	10000lbs.	7000lbs.	9000lbs.	8000lbs.	6600lbs.
Max lifting height	76"	72 13/16"	83 7/8"	39 3/8"	47 1/4"
Min height	5 1/8"	4 5/16"	13"	4 5/16"	5 5/16"
Lifting time	60S	50S-60S	50S	30S	45S
Capacity of motor	2.2kW(3hp)	2.2kW/3.5kW(3hp/4.76hp)	2.2kW/3.5kW(3hp/4.76hp)	2.2kW(3hp)	2.2kW(3hp)
Air supply	87-116psi	87-116psi	87-116psi	87-116psi	/
Weight	2450lbs.	2000lbs.	1630lbs.	1300lbs.	1100lbs.
Electricity supply	According To Customer Needs				

* Technical data and composition presented in this catalogue may vary. Pictures reproduced are only indicative.

MOBILE LIFTING TABLE

2500lbs.

EE-MS10

Pneumatic release



3000lbs.

EE-MS12



- This mobile lifting table is designed for dismantling and fixing batteries of electric vehicles as well as engine, gearbox, drive axle, fuel tank, suspension, bracket and chassis components of traditional vehicles.

MODEL NO	EE-MS10	EE-MS12
Lifting capability	2500lbs.	3000lbs.
Max. height	70 1/16"	72 13/16"
Min. height	22 1/2"	39 3/8"
Platform length	51 3/8"-58 1/4"	59 1/16"
Platform width	31 1/8"	33 7/16"
Motor Power	/	1.6kW(2.18hp)
Power supply	/	DC12V
Lifting time	150S	25S
Air supply	87-116psi	/

* Technical data and composition presented in this catalogue may vary. Pictures reproduced are only indicative.

HYDRAULIC LIFTING TABLE SERIES



2500lbs.
EE-MLH1000

MAIN FEATURES

- Hydraulic driven system, smooth running, no swaying when loading on the platform.
- 2500lbs. lifting capacity, 47 1/4" lifting height.
- Long platform with rear wheel drop cut.
- Standard manual front wheel clamping device.
- Optional pneumatic front wheel clamping device.
- Optional scissor jack with different adapters.
- Optional side extensions for ATVs, lawn mower etc.

MODEL NO	EE-MLH1000
Lifting capacity	2500lbs.
Max lifting height	47 1/4"
Standard Platform Size (LxW)	86 5/8x27 9/16"
Platform Length With Front Extension	102 3/8"
Platform Width With Side Extension	49 3/16"
Platform Width With Extra Side Extension	60 5/8"
Working Pressure	260-3190psi
Pneumatic Working Pressure	87-116psi
Net Weight	550lbs.
Electricity supply	According To Customer Needs

* Technical data and composition presented in this catalogue may vary. Pictures reproduced are only indicative.